



Introductory sub-table (I)(a)

Name of the Company: FILTRON ENGINEERS LTD.			
Scrip Code, Name of the scrip, class of security: 531191			
Quarter ended: 30.06.2014			
Partly paid-up shares:-	No. of partly paid-up shares	As a % of total no. of partly paid-up shares	As a % of total no. of shares of the company
Held by promoter/promoter group	0	0	0
Held by public	0	0	0
Total - D	0	0%	0.00%
Outstanding convertible securities:-	No. of outstanding securities	As a % of total no. of outstanding convertible securities	As a % of total no. of shares of the company, assuming full conversion of the convertible securities
Held by promoter/promoter group	0	0	0
Held by public	0	0	0
Total - E	0	0	0
Warrants:-	No. of warrants	As a % of total no. of warrants	As a % of total no. of shares of the company, assuming full conversion of warrants
Held by promoter/promoter group	0	0	0
Held by public	0	0	0
Total - F	0	0	0
Total paid-up capital of the company, assuming full conversion of warrants and convertible securities (Grand Total (A+B+C)+ D+E+F)	NIL	NIL	2616500

For FILTRON ENGINEERS LIMITED

Managing Director/Director/Authorized Signatory

Statement Showing Shareholding Pattern as on 30.06.2014 of FILTRON ENGINEERS LTD.

(Scrip Code 531191)

Category code	Category of Shareholder	Number of Shareholders	Table (I)(a)		Total shareholding as a		Shares Pledged or otherwise	
			Total number of shares	Number of shares held in dematerialized form	As a percentage of(A+B) ¹	As a percentage of (A+B+C)	Number of shares	As a percentage
(I)	(II)	(III)	(IV)	(V)	(VI)	(VII)	(VIII)	(IX)
(A)	Shareholding of Promoter and Promoter Group²							
1	Indian							
(a)	Individuals/ Hindu Undivided Family	32	1471700	0	56.25	56.25	0.00	0.00
(b)	Central Government/ State Government(s)	0	0	0	0.00	0.00	0.00	0.00
(c)	Bodies Corporate	1	66000	0	2.52	2.52	0.00	0.00
(d)	Financial Institutions/ Banks	0	0	0	0.00	0.00	0.00	0.00
(e)	Any Others(Specify)	0	0	0	0.00	0.00	0.00	0.00
(e-i)								
(e-ii)								
	Sub Total(A)(1)	33	1537700	0	58.77	58.77	0.00	0.00
2	Foreign							
a	Individuals (Non-Residents Individuals/ Foreign Individuals)	1	65000	0	2.48	2.48	0.00	0.00
b	Bodies Corporate	0	0	0	0.00	0.00	0.00	0.00
c	Institutions	0	0	0	0.00	0.00	0.00	0.00
d	Any Others(Specify)	0	0	0	0.00	0.00	0.00	0.00
d-i								
d-ii								
	Sub Total(A)(2)	1	65000	0	2.48	2.48	0.00	0.00
	Total Shareholding of Promoter and Promoter Group (A)= (A)(1)+(A)(2)	34	1602700	0	61.25	61.25	0.00	0.00
(B)	Public shareholding							
1	Institutions							
(a)	Mutual Funds/ UTI	0	0	0	0.00	0.00	0.00	0.00
(b)	Financial Institutions / Banks	1	40000	40000	1.53	1.53	0	0
(c)	Central Government/ State Government(s)	0	0	0	0.00	0.00	0.00	0.00
(d)	Venture Capital Funds	0	0	0	0.00	0.00	0.00	0.00
(e)	Insurance Companies	0	0	0	0.00	0.00	0.00	0.00
(f)	Foreign Institutional Investors	0	0	0	0.00	0.00	0.00	0.00
(g)	Foreign Venture Capital Investors	0	0	0	0.00	0.00	0.00	0.00
(h)	Any Other (specify)	0	0	0	0.00	0.00	0.00	0.00
(h-i)								
(h-ii)								
	Sub-Total (B)(1)	1	40000	40000	1.53	1.53	0.00	0.00

For FILTRON ENGINEERS LIMITED

(Signature)

B 2	Non-institutions							
(a)	Bodies Corporate	11	32900	2600	1.26	1.26	0.00	0.00
(b)	Individuals							
I	Individuals -i. Individual shareholders holding nominal share capital up to Rs 1 lakh	1289	798300	44300	30.51	30.51	0.00	0.00
II	ii. Individual shareholders holding nominal share capital in excess of Rs. 1 lakh.	2	41400	0	1.58	1.58	0.00	0.00
(c)	Any Other (specify)							
(c-i)	NRIs	75	101200	0	3.87	3.87	0.00	0.00
	Sub-Total (B)(2)	1377	973800	46900	37.22	37.22	0.00	0.00
(B)	Total Public Shareholding (B)= (B)(1)+(B)(2)	1378	1013800	86900	38.75	38.75	0.00	0.00
	Total (A + B)	1412	2616500	86900	100	100	0.00	0.00
(C)	Shares held by Custodians and against which Depository Receipts have been issued	0	0	0	0.00	0.00	0.00	0.00
							0	0.00
	GRAND TOTAL (A)+(B)+(C)	1412	2616500	86900	100.00	100.00	0.00	0.00

For **FILTRON ENGINEERS LIMITED**
 Managing Director/Authorized Signatory

(I)(c)(i). Statement showing holding of securities (including shares, warrants, convertible securities) of persons belonging to the category "Public" and holding more than 1% of the total number of shares

Sr. No.	Name of the shareholder	Number of shares	Shares as a percentage of total number of shares (i.e., Grand Total (A)+(B)+(C) indicated in Statement at para (I)(a) above}	Details of warrants		Details of convertible		Total shares (including underlying shares assuming full conversion of warrants and convertible securities) as a % of diluted share capital
				Number of warrants held	As a % total number of warrants of the same class	Number of convertible securities held	% w.r.t total number of convertible securities of the same class	
1	The Lakshmi Vilas Bank Ltd.	40000	1.53	0	0	0	0	1.53
TOTAL		40000	1.53	0.00	0.00	0.00	0.00	1.53

Note:- Since no warrants or convertible securities were issued by the Company, the % of share capital mentioned in Column D and the % of diluted share capital mentioned in

For **FILTRON ENGINEERS LIMITED**


 Managing Director/Authorized Signatory

Statement showing holding of securities (including shares, warrants, convertible securities) of persons belonging to the

(I)(b) category "Promoter and Promoter Group"


Sr. No.	Name of the shareholder	Details of shares held		Encumbered shares (*)			Details of warrants		Details of convertible securities		Total shares (including underlying shares assuming full conversion of warrants and convertible securities) as a % of diluted share capital
		Number of shares held	As a % of grand total (A)+(B)+ (C)	No.	As a percentage	As a % of grand total (A)+(B)+(C) of sub-clause (I)(a)	Number of warrants held	As a % total number of warrants of the same class	Number of convertible securities held	As a % total number of convertible securities of the same class	
(I)	(II)	(III)	(IV)	(V)	(VI)=(V)/(III)*100	(VII)	(VIII)	(IX)	(X)	(XI)	(XII)
1	Hegde Sadanand Ganapati	1154980	44.14	0	0	0	0	0	0	0	44.14
2	Natu Ravindra Narhar	120	0.00	0	0	0	0	0	0	0	0.00
3	Kashyapi Shriniwas . P.	2100	0.08	0	0	0	0	0	0	0	0.08
4	Kashyapi Padma . P.	807	0.03	0	0	0	0	0	0	0	0.03
5	Hegde Meera . G.	323	0.01	0	0	0	0	0	0	0	0.01
6	Hegde Bharati Sadanand	18670	0.71	0	0	0	0	0	0	0	0.71
7	Dighe Ishwar Pandurang	12500	0.48	0	0	0	0	0	0	0	0.48
8	Vora Saroj Rajanikant	8700	0.33	0	0	0	0	0	0	0	0.33
9	Vora Rajanikant Laxmichand	8800	0.34	0	0	0	0	0	0	0	0.34
10	Hegde S.G. (HUF)	142500	5.45	0	0	0	0	0	0	0	5.45
11	Muley Avinash Sadashiv	1700	0.06	0	0	0	0	0	0	0	0.06
12	Kale Swati Shirish	2000	0.08	0	0	0	0	0	0	0	0.08
13	Panjiar Vinita Ramavatar	1700	0.06	0	0	0	0	0	0	0	0.06
14	Aher Bhaskar Gopal	2000	0.08	0	0	0	0	0	0	0	0.08
15	Dalvi Namdeo Sahebrao	2400	0.09	0	0	0	0	0	0	0	0.09
16	Dravid Mangal Ashok	2300	0.09	0	0	0	0	0	0	0	0.09
17	Dravid Ashok Vishnu	2400	0.09	0	0	0	0	0	0	0	0.09
18	Bang Prakash Ramchandra	2000	0.08	0	0	0	0	0	0	0	0.08
19	Sant Sucheta Shrikant	2300	0.09	0	0	0	0	0	0	0	0.09
20	Sant Shrikant Laxman	2400	0.09	0	0	0	0	0	0	0	0.09
21	Dalvi Shaila Namdev	2500	0.10	0	0	0	0	0	0	0	0.10
22	Dalvi Babab Saheerao	3300	0.13	0	0	0	0	0	0	0	0.13
23	Jain Raghunathmal Bharmalji	1700	0.06	0	0	0	0	0	0	0	0.06
24	Catalchem	3300	0.13	0	0	0	0	0	0	0	0.13
25	Popular Herbals Products (P) Ltd	66000	2.52	0	0	0	0	0	0	0	2.52
26	Vaidya Sujata Kiran	1700	0.06	0	0	0	0	0	0	0	0.06
27	Verma Madhu Suresh	3400	0.13	0	0	0	0	0	0	0	0.13
28	Singhpal Sunita singh Dyashnkar	1700	0.06	0	0	0	0	0	0	0	0.06
29	Devanath G.	6600	0.25	0	0	0	0	0	0	0	0.25
30	Reddy T.Veera	6600	0.25	0	0	0	0	0	0	0	0.25
31	Subramanjum P.M.	9900	0.38	0	0	0	0	0	0	0	0.38
32	Gangaraju K.	9900	0.38	0	0	0	0	0	0	0	0.38
33	Chetna S.Hegde	50400	1.93	0	0	0	0	0	0	0	1.93
34	Friedsch Joachim	65000	2.48	0	0	0	0	0	0	0	2.48
	TOTAL	1602700	61.25	0	0	0	0	0	0	0	61.25

(*) The term "encumbrance" has the same meaning as assigned to it in regulation 28(3) of the SAST Regulations, 2011


For FILTRON ENGINEERS LIMITED
 Managing Director/Director/Authorized Signatory

(I)(c)(ii) Statement showing holding of securities (including shares, warrants, convertible securities) of persons (together with PAC) belonging to the category "Public" and holding more than 5% of the total number of shares of the company

Sr. No.	Name(s) of the shareholder(s) and the Persons Acting in Concert (PAC) with them	Number of shares	Shares as a percentage of total number of shares {i.e., Grand Total (A)+(B)+(C) indicated in Statement at para (I)(a) above}	Details of warrants		Details of convertible		Total shares (including underlying shares assuming full conversion of warrants and convertible securities) as a % of diluted share capital
				Number of warrants	As a % total number of warrants of the same class	Number of convertible securities held	% w.r.t total number of convertible securities of the same class	
	Nil	Nil	Nil	Nil	Nil	Nil	Nil	Nil


For FILTRON ENGINEERS LIMITED
 Managing Director/Director/Authorized Signatory

(I)(d) Statement showing details of locked-in shares			
Sr. No.	Name of the shareholder	Number of locked-in shares	Locked-in shares as a percentage of total number of shares {i.e., Grand Total (A)+(B)+(C)}
1	Hegde Sadanand Ganapati	1154980	44.14
2	Hegde S. G. (HUF)	142500	5.45
3	Natu Ravindra Narhar	120	0.00
4	Kashyapi Shrinivas P.	2100	0.08
5	Kashyapi Padma P.	807	0.03
6	Hegde Meera G.	323	0.01
7	Hegde Bharati Sadanand	18670	0.71
8	Dighe Ishwar Pandurang	12500	0.48
9	Vora Saroj Rajanikant	8700	0.33
10	Vora Rajanikant Laxmichand	8800	0.34
11	Muley Avinash Sadashiv	1700	0.06
12	Kale Swati Shirish	2000	0.08
13	Panjiar Vinita Ramavatar	1700	0.06
14	Aher Bhaskar Gopal	2000	0.08
15	Dalvi Namdeo Sahebrao	2400	0.09
16	Dravid Mangal Ashok	2300	0.09
17	Dravid Ashok Vishnu	2400	0.09
18	Bang Prakash Ramchandra	2000	0.08
19	Sant Sucheta Shrikant	2300	0.09
20	Sant Shrikant Laxman	2400	0.09
21	Dalavi Shaila Namdeov	2500	0.10
22	Dalavi Baban Sahebrao	3300	0.13
23	Jain Raghunathmal Bharmalji	1700	0.06
24	Catalchem	3300	0.13
25	Vaidya Sujata Kiran	1700	0.06
26	Verma Madhu Suresh	3400	0.13
27	Singhpal Sunita Singh Dyashnkar	1700	0.06
28	Devanath G.	6600	0.25
29	Reddy T. Veera	6600	0.25
30	Subramanium P. M.	9900	0.38
31	Gangaraju K.	9900	0.38
32	Chetna S. Hegde	50400	1.93
33	Popular Herbals Products P. Ltd.	66000	2.52
34	Friedsch Joachim	65000	2.48
	TOTAL ----	1602700	61.25%


For FILLERON ENGINEERS LIMITED

Managing Director/Director/Authorized Signatory

(II)(b) Statement showing Holding of Depository Receipts (DRs), where underlying

shares are in excess of 1% of the total number of shares

Sr. No.	Name of the DR Holder	Type of outstanding DR (ADRs, GDRs, SDRs, etc.)	Number of shares underlying outstanding DRs	Shares underlying outstanding DRs as a percentage of total number of shares {i.e., Grand Total (A)+(B)+(C) indicated in Statement at para (I)(a) above}
1	NIL	0	0	0
TOTAL		0	0	0

For **FILTRON ENGINEERS LIMITED**

Managing Director/Director/Authorized Signatory