

THIRTY YEARS OF SERVICE
TO FOOD INDUSTRY



1 9 8 2 - 2 0 1 2

REGISTERED OFFICE
FILTRON HOUSE 6, SITABAG COLONY,
SINHAGAD ROAD, PUNE - 411030, INDIA.
TEL.: +91-20-24338642/3/4/5,
TEL FAX :+91-20-24338643
E-mail : filtron@vsnl.com, info@filtronindia.com
Website : www.filtronindia.com



FILTRON[®]
ENGINEERS LTD.

Introductory sub-table (I)(a)

Name of the Company: FILTRON ENGINEERS LTD.			
Scrip Code, Name of the scrip, class of security: 531191			
Quarter ended: 30.09.2012			
Partly paid-up shares:-	No. of partly paid-up shares	As a % of total no. of partly paid-up shares	As a % of total no. of shares of the company
Held by promoter/promoter group	0	0	0
Held by public	0	0	0
Total - D	0	0%	0.00%
Outstanding convertible securities:-	No. of outstanding securities	As a % of total no. of outstanding convertible securities	As a % of total no. of shares of the company, assuming full conversion of the convertible securities
Held by promoter/promoter group	0	0	0
Held by public	0	0	0
Total - E	0	0	0
Warrants:-	No. of warrants	As a % of total no. of warrants	As a % of total no. of shares of the company, assuming full conversion of warrants
Held by promoter/promoter group	0	0	0
Held by public	0	0	0
Total - F	0	0	0
Total paid-up capital of the company, assuming full conversion of warrants and convertible securities (Grand Total (A+B+C)+ D+E+F)	NIL	NIL	0.00

for FILTRON ENGINEERS LTD.

(Signature)
MANAGING DIRECTOR

FILTRON.... You Can Rely On

Statement Showing Shareholding Pattern as on 30.09.2012 of FILTRON ENGINEERS LTD.

(Scrip Code 531191)

Category code	Category of Shareholder	Number of Shareholders	Table (I)(a)		Total shareholding as a		Shares Pledged or otherwise	
			Total number of shares	Number of shares held in dematerialized form	As a percentage of(A+B) ¹	As a percentage of (A+B+C)	Number of shares	As a percentage
(I)	(II)	(III)	(IV)	(V)	(VI)	(VII)	(VIII)	(IX)= (VIII)/(IV)*100
(A)	Shareholding of Promoter and Promoter Group²							
1	Indian							
(a)	Individuals/ Hindu Undivided Family	72	1471700	0	56.25	56.25	0.00	0.00
(b)	Central Government/ State Government(s)	0	0	0	0.00	0.00	0.00	0.00
(c)	Bodies Corporate	1	66000	0	2.52	2.52	0.00	0.00
(d)	Financial Institutions/ Banks	0	0	0	0.00	0.00	0.00	0.00
(e)	Any Others(Specify)	0	0	0	0.00	0.00	0.00	0.00
(e-i)								
(e-ii)								
	Sub Total(A)(1)	73	1537700	0	58.77	58.77	0.00	0.00
2	Foreign							
a	Individuals (Non-Residents Individuals/ Foreign Individuals)	1	65000	0	2.48	2.48	0	0
b	Bodies Corporate	0	0	0	0.00	0.00	0.00	0.00
c	Institutions	0	0	0	0.00	0.00	0.00	0.00
d	Any Others(Specify)	0	0	0	0.00	0.00	0.00	0.00
d-i								
d-ii								
	Sub Total(A)(2)	1	65000	0	2.48	2.48	0.00	0.00
	Total Shareholding of Promoter and Promoter Group (A)= (A)(1)+(A)(2)	74	1602700	0	61.25	61.25	0.00	0.00
(B)	Public shareholding							
1	Institutions							
(a)	Mutual Funds/ UTI	0	0	0	0	0.00	0.00	0.00
(b)	Financial Institutions/ Banks	1	40000	0	1.53	1.53	0	0
(c)	Central Government/ State Government(s)	0	0	0	0	0.00	0.00	0.00
(d)	Venture Capital Funds	0	0	0	0	0.00	0.00	0.00
(e)	Insurance Companies	0	0	0	0	0.00	0.00	0.00
(f)	Foreign Institutional Investors	0	0	0	0	0.00	0.00	0.00

[Handwritten Signature]
 Authorized Signatory

(g)	Foreign Venture Capital Investors	0	0	0	0	0.00	0.00	0.00
(h)	Any Other (specify)	0	0	0	0	0.00	0.00	0.00
(h-i)								
(h-ii)								
	Sub-Total (B)(1)	1	40000	0	1.53	1.53	0.00	0.00
B 2	Non-institutions							
(a)	Bodies Corporate	11	32300	0	1.23	1.23	0.00	0.00
(b)	Individuals							
I	Individuals -i. Individual shareholders holding nominal share capital up to Rs 1 lakh	1380	888700	0	33.97	33.97	0.00	0.00
II	ii. Individual shareholders holding nominal share capital in excess of Rs. 1 lakh.	2	52800	0	2.02	2.02	0.00	0.00
(c)	Any Other (specify)				0.00	0.00	0.00	0.00
(c-i)								
(c-ii)								
	Sub-Total (B)(2)	1393	973800	0	37.22	37.22	0.00	0.00
(B)	Total Public Shareholding (B)= (B)(1)+(B)(2)	1394	1013800	0	38.75	38.75	0.00	0.00
(C)	Shares held by Custodians and against which Depository Receipts have been issued	0	0	0	0.00	0.00	0.00	0.00
							0	0.00
	GRAND TOTAL (A)+(B)+(C)	1468	2616500	0	100.00	100.00	0.00	0.00
							0	

for FILTRON ENGINEERS LTD.

Managing Director

Statement showing holding of securities (including shares, warrants, convertible securities) of persons belonging to the


(I)(b) category "Promoter and Promoter Group"

Sr. No.	Name of the shareholder	Details of shares held		Encumbered shares (*)			Details of warrants		Details of convertible securities		Total shares (including underlying shares assuming full conversion of warrants and convertible securities) as a % of diluted share capital
		Number of shares held	As a % of grand total (A)+(B)+(C)	No.	As a percentage	As a % of grand total (A)+(B)+(C) of sub-clause (I)(a)	Number of warrants held	As a % total number of warrants of the same class	Number of convertible securities held	As a % total number of convertible securities of the same class	
(I)	(II)	(III)	(IV)	(V)	(VI)=(V)/(III)*100	(VII)	(VIII)	(IX)	(X)	(XI)	(XII)
1	Hegde Sadanand Ganapati	1154980	44.14	0	0	0	0	0	0	0	0
2	Natu Ravindra Narhar	120	0.00	0	0	0	0	0	0	0	0
3	Kashyapi Shriniwas . P.	2100	0.08	0	0	0	0	0	0	0	0
4	kashyapi padma . P.	807	0.03	0	0	0	0	0	0	0	0
5	Hegde meera . G.	323	0.01	0	0	0	0	0	0	0	0
6	Hegde Bharati Sadanand	18670	0.71	0	0	0	0	0	0	0	0
7	Dighe ishwar Pandurang	12500	0.48	0	0	0	0	0	0	0	0
8	vora Saroj Rajanikant	8700	0.33	0	0	0	0	0	0	0	0
9	Vora Rajanikant laxmichand	8800	0.34	0	0	0	0	0	0	0	0
10	Hegde S.G. (HUF)	142500	5.45	0	0	0	0	0	0	0	0
11	Muley Avinash Sadashiv	1700	0.06	0	0	0	0	0	0	0	0
12	kale Swati Shirish	2000	0.08	0	0	0	0	0	0	0	0
13	panjiar vinita Ramavatar	1700	0.06	0	0	0	0	0	0	0	0
14	Aher Bhaskar gopal	2000	0.08	0	0	0	0	0	0	0	0
15	Dalvi Namdeo Sahebrao	2400	0.09	0	0	0	0	0	0	0	0
16	Dravid Mangal Ashok	2300	0.09	0	0	0	0	0	0	0	0
17	Dravid Ashok vishnu	2400	0.09	0	0	0	0	0	0	0	0
18	bang Prakash ramchandra	2000	0.08	0	0	0	0	0	0	0	0
19	Sant Sucheta Shrikant	2300	0.09	0	0	0	0	0	0	0	0
20	Sant Shrikant Laxman	2400	0.09	0	0	0	0	0	0	0	0


Authorised Signatory
 FILTRON ENGINEERS LTD.

21	dalvi Shaila Namdev	2500	0.10	0	0	0	0	0	0	0	0
22	Dalvi baban Sahebrao	3300	0.13	0	0	0	0	0	0	0	0
23	Jain Raghunathmal Bharmalji	1700	0.06	0	0	0	0	0	0	0	0
24	Catalchem	3300	0.13	0	0	0	0	0	0	0	0
25	Popular Herbals Products (P) ltd	66000	2.52	0	0	0	0	0	0	0	0
26	vaidya Sujata Kiran	1700	0.06	0	0	0	0	0	0	0	0
27	verma Madhu Suresh	3400	0.13	0	0	0	0	0	0	0	0
28	Singhpal Sunita singh Dyashnkar	1700	0.06	0	0	0	0	0	0	0	0
29	Devanath G.	6600	0.25	0	0	0	0	0	0	0	0
30	Reddy T.Veera	6600	0.25	0	0	0	0	0	0	0	0
31	Subramanjum P.M.	9900	0.38	0	0	0	0	0	0	0	0
32	Gangaraju K.	9900	0.38	0	0	0	0	0	0	0	0
33	Chetna S.Hegde	50400	1.93	0	0	0	0	0	0	0	0
	TOTAL	1537700	58.77	0	0	0	0	0	0	0	0
	Name of the shareholder GERMAN										
1	Friedseh Joachim	65000	2.48	0	0	0	0	0	0	0	0
	TOTAL										
	TOTAL	1602700	61.25	0	0	0	0	0	0	0	0

(*) The term "encumbrance" has the same meaning as assigned to it in regulation 28(3) of the SAST Regulations, 2011

for: FILTRON ENGINEERS LTD.

Managing Director

(I)(c)(i) Statement showing holding of securities (including shares, warrants, convertible securities) of persons belonging to the category "Public" and holding more than 1% of the total number of shares

Sr. No.	Name of the shareholder	Number of shares	Shares as a percentage of total number of shares {i.e., Grand Total (A)+(B)+(C) indicated in Statement at para (I)(a) above}	Details of warrants		Details of convertible		Total shares (including underlying shares assuming full conversion of warrants and convertible securities) as a % of diluted share capital
				Number of warrants held	As a % total number of warrants of the same class	Number of convertible securities held	% w.r.t total number of convertible securities of the same class	
1	The Lakshmi Vilas Bank Ltd.	40000	1.53	0	0	0	0	0.00
TOTAL		40000	1.53	0.00	0.00	0.00	0.00	0.00

Note:- Since no warrants or convertible securities were issued by the Company, the % of share capital mentioned in Column D and the % of diluted share capital mentioned in

for FILTRON ENGINEERS LTD.

Managing Director

(I)(c)(ii) Statement showing holding of securities (including shares, warrants, convertible securities) of persons (together with PAC) belonging to the category "Public" and holding more than 5% of the total number of shares of the company

Sr. No.	Name(s) of the shareholder(s) and the Persons Acting in Concert (PAC) with them	Number of shares	Shares as a percentage of total number of shares {i.e., Grand Total (A)+(B)+(C) indicated in Statement at para (I)(a) above}	Details of warrants		Details of convertible		Total shares (including underlying shares assuming full conversion of warrants and convertible securities) as a % of diluted share capital
				Number of warrants	As a % total number of warrants of the same class	Number of convertible securities held	% w.r.t total number of convertible securities of the same class	
1	NIL	0	0.00	0	0	0	0	0
2	NIL	0	0.00	0	0	0	0	0
3	NIL	0	0.00	0	0	0	0	0
4	NIL	0	0.00	0	0	0	0	0
5	NIL	0	0.00	0	0	0	0	0
6	NIL	0	0.00	0	0	0	0	0
7	NIL	0	0.00	0	0	0	0	0
8	NIL	0	0.00	0	0	0	0	0
9	NIL	0	0.00	0	0	0	0	0
10	NIL	0	0.00	0	0	0	0	0
TOTAL		0	0.00	0	0	0	0	0

for FILTRON ENGINEERS LTD.


Managing Director

(II)(a) Statement showing details of Depository Receipts (DRs)

Sr. No.	Type of outstanding DR (ADRs, GDRs, SDRs, etc.)	Number of outstanding DRs	Number of shares underlying outstanding DRs	Shares underlying outstanding DRs as a percentage of total number of shares {i.e., Grand Total (A)+(B)+(C) indicated in Statement at para (I)(a) above}
1		0	0	0.00
2		0	0	0.00
3		0	0	0.00
4		0	0	0.00
5		0	0	0.00
6		0	0	0.00
7		0	0	0.00
8		0	0	0.00
9		0	0	0.00
TOTAL		0	0	0.00

for FILTRON ENGINEERS LTD.

Managing Director




(II)(b) Statement showing Holding of Depository Receipts (DRs), where underlying

shares are in excess of 1% of the total number of shares

Sr. No.	Name of the DR Holder	Type of outstanding DR (ADRs, GDRs, SDRs, etc.)	Number of shares underlying outstanding DRs	Shares underlying outstanding DRs as a percentage of total number of shares {i.e., Grand Total (A)+(B)+(C) indicated in Statement at para (I)(a) above}
1	NIL	0	0	0.00
2	NIL	0	0	0.00
3	NIL	0	0	0.00
4	NIL	0	0	0.00
5	NIL	0	0	0.00
6	NIL	0	0	0.00
7	NIL	0	0	0.00
8	NIL	0	0	0.00
9	NIL	0	0	0.00
10	NIL	0	0	0.00
11	NIL	0	0	0.00
TOTAL		0	0	0.00

for FILTRON ENGINEERS LTD.


Managing Director