




Introductory sub-table (I)(a)

<b>Name of the Company: FILTRON ENGINEERS LTD.</b>			
<b>Scrip Code, Name of the scrip, class of security: 531191</b>			
<b>Quarter ended: 31.12.2011</b>			
<b>Partly paid-up shares:-</b>			
	<b>No. of partly paid-up shares</b>	<b>As a % of total no. of partly paid-up shares</b>	<b>As a % of total no. of shares of the company</b>
Held by promoter/promoter group	0	0	0
Held by public	0	0	0
<b>Total - D</b>	<b>0</b>	<b>0%</b>	<b>0.00%</b>
<b>Outstanding convertible securities:-</b>			
	<b>No. of outstanding securities</b>	<b>As a % of total no. of outstanding convertible securities</b>	<b>As a % of total no. of shares of the company, assuming full conversion of the convertible securities</b>
Held by promoter/promoter group	0	0	0
Held by public	0	0	0
<b>Total - E</b>	<b>0</b>	<b>0</b>	<b>0</b>
<b>Warrants:-</b>			
	<b>No. of warrants</b>	<b>As a % of total no. of warrants</b>	<b>As a % of total no. of shares of the company, assuming full conversion of warrants</b>
Held by promoter/promoter group	0	0	0
Held by public	0	0	0
<b>Total - F</b>	<b>0</b>	<b>0</b>	<b>0</b>
<b>Total paid-up capital of the company, assuming full conversion of warrants and convertible securities (Grand Total (A+B+C)+ D+E+F )</b>	<b>26165000</b>	<b>NIL</b>	<b>100.00</b>



Statement Showing Shareholding Pattern as on 31.12.2011 of FILTRON ENGINEERS LTD.

(Scrip Code 531191)

Category code	Category of Shareholder	Number of Shareholders	Table (I)(a)		Total shareholding as a		Shares Pledged or otherwise	
			Total number of shares	Number of shares held in dematerialized form	As a percentage of(A+B) <sup>1</sup>	As a percentage of (A+B+C)	Number of shares	As a percentage
					(VI)	(VII)		
(I)	(II)	(III)	(IV)	(V)	(VI)	(VII)	(VIII)	(IX)= (VIII)/(IV)*100
<b>(A)</b>	<b>Shareholding of Promoter and Promoter Group<sup>2</sup></b>							
<b>1</b>	<b>Indian</b>							
(a)	Individuals/ Hindu Undivided Family	72	1471700	0	56.25	56.25	0.00	0.00
(b)	Central Government/ State Government(s)	0	0	0	0.00	0.00	0.00	0.00
(c)	Bodies Corporate	1	66000	0	2.52	2.52	0.00	0.00
(d)	Financial Institutions/ Banks	0	0	0	0.00	0.00	0.00	0.00
(e)	Any Others(Specify)	0	0	0	0.00	0.00	0.00	0.00
(e-i)								
(e-ii)								
	<b>Sub Total(A)(1)</b>	<b>73</b>	<b>1537700</b>	<b>0</b>	<b>58.77</b>	<b>58.77</b>	<b>0.00</b>	<b>0.00</b>
<b>2</b>	<b>Foreign</b>							
a	Individuals (Non-Residents Individuals/ Foreign Individuals)	1	65000	0	2.48	2.48	0	0
b	Bodies Corporate	0	0	0	0.00	0.00	0.00	0.00
c	Institutions	0	0	0	0.00	0.00	0.00	0.00
d	Any Others(Specify)	0	0	0	0.00	0.00	0.00	0.00
d-i								
d-ii								
	<b>Sub Total(A)(2)</b>	<b>1</b>	<b>65000</b>	<b>0</b>	<b>2.48</b>	<b>2.48</b>	<b>0.00</b>	<b>0.00</b>
	<b>Total Shareholding of Promoter and Promoter Group (A)= (A)(1)+(A)(2)</b>	<b>74</b>	<b>1602700</b>	<b>0</b>	<b>61.25</b>	<b>61.25</b>	<b>0.00</b>	<b>* 0.00</b>

REGISTERED OFFICE : FILTRON HOUSE  
6, SITABAG COLONY, SINHAGAD ROAD  
PUNE - 411030 INDIA.  
TEL : +91-20-2433864/2/3/4/5, FAX : +91-20-24337913  
E-mail : filtron@vsnl.com  
Website : www.filtronindia.com



**FILTRON**  
**ENGINEERS LTD.**




FILTRON.... You Can Rely On

<b>(B)</b>	<b>Public shareholding</b>							
<b>1</b>	<b>Institutions</b>							
(a)	Mutual Funds/ UTI	0	0	0	0	0.00	0.00	0.00
(b)	Financial Institutions / Banks	1	40000	0	1.53	1.53	0	0
(c)	Central Government/ State Government(s)	0	0	0	0	0.00	0.00	0.00
(d)	Venture Capital Funds	0	0	0	0	0.00	0.00	0.00
(e)	Insurance Companies	0	0	0	0	0.00	0.00	0.00
(f)	Foreign Institutional Investors	0	0	0	0	0.00	0.00	0.00
(g)	Foreign Venture Capital Investors	0	0	0	0	0.00	0.00	0.00
(h)	Any Other (specify)	0	0	0	0	0.00	0.00	0.00
(h-i)								
(h-ii)								
	<b>Sub-Total (B)(1)</b>	<b>1</b>	<b>40000</b>	<b>0</b>	<b>1.53</b>	<b>1.53</b>	<b>0.00</b>	<b>0.00</b>
<b>B 2</b>	<b>Non-institutions</b>							
(a)	Bodies Corporate	11	32300	0	1.23	1.23	0.00	0.00
(b)	Individuals							
I	Individuals -i. Individual shareholders holding nominal share capital up to Rs 1 lakh	1380	888700	0	33.97	33.97	0.00	0.00
II	ii. Individual shareholders holding nominal share capital in excess of Rs. 1 lakh.	2	52800	0	2.02	2.02	0.00	0.00
(c)	Any Other (specify)				0.00	0.00	0.00	0.00
(c-i)								
(c-ii)								
	<b>Sub-Total (B)(2)</b>	<b>1393</b>	<b>973800</b>	<b>0</b>	<b>37.22</b>	<b>37.22</b>	<b>0.00</b>	<b>0.00</b>
<b>(B)</b>	<b>Total Public Shareholding (B)= (B)(1)+(B)(2)</b>	<b>1394</b>	<b>1013800</b>	<b>0</b>	<b>38.75</b>	<b>38.75</b>	<b>0.00</b>	<b>0.00</b>
	<b>TOTAL (A)+(B)</b>	<b>1468</b>	<b>2616500</b>	<b>0</b>	<b>100.00</b>	<b>100.00</b>	<b>0.00</b>	<b>0.00</b>

REGISTERED OFFICE : FILTRON HOUSE  
6, SITABAG COLONY, SINHAGAD ROAD  
PUNE - 411030 INDIA.  
TEL. : +91-20-24338642/3/4/5, FAX :+91-20-24337913  
E-mail : filtron@vsnl.com  
Website : www.filtronindia.com



**FILTRON**  
**ENGINEERS LTD.**



FILTRON.... You Can Rely On

(C)	Shares held by Custodians and against which Depository Receipts have been issued	0	0	0	0.00	0.00	0.00	0.00
							0	0.00
	<b>GRAND TOTAL (A)+(B)+(C)</b>	<b>1468</b>	<b>2616500</b>	<b>0</b>	<b>100.00</b>	<b>100.00</b>	<b>0.00</b>	<b>0.00</b>
							0	

for FILTRON ENGINEERS LTD.

Sd/-

S. Hegde  
Managing Director



REGISTERED OFFICE : FILTRON HOUSE  
6, SITABAG COLONY, SINHAGAD ROAD  
PUNE - 411030 INDIA.  
TEL : +91-20-24338642/3/4/5, FAX : +91-20-24337913  
E-mail : [filtron@vsnl.com](mailto:filtron@vsnl.com)  
Website : [www.filtronindia.com](http://www.filtronindia.com)



**FILTRON**  
**ENGINEERS LTD.**

FILTRON.... You Can Rely On

**(I)(d) Statement showing details of locked-in shares**

Sr. No.	Name of the shareholder	Number of locked-in shares	Locked-in shares as a percentage of total number of shares {i.e., Grand Total (A)+(B)+(C) indicated in Statement at para (I)(a) above}
	NIL	NIL	NIL
		0	
<b>TOTAL</b>		0	0.00



**(I)(c)(ii) Statement showing holding of securities (including shares, warrants, convertible securities) of persons (together with PAC) belonging to the category "Public" and holding more than 5% of the total number of shares of the company**

Sr. No.	Name(s) of the shareholder(s) and the Persons Acting in Concert (PAC) with them	Number of shares	Shares as a percentage of total number of shares {i.e., Grand Total (A)+(B)+(C) indicated in Statement at para (I)(a) above}	Details of warrants		Details of convertible		Total shares (including underlying shares assuming full conversion of warrants and convertible securities) as a % of diluted share capital
				Number of warrants	As a % total number of warrants of the same class	Number of convertible securities held	% w.r.t total number of convertible securities of the same class	
1	NIL	0	0.00	0	0	0	0	0
2	NIL	0	0.00	0	0	0	0	0
3	NIL	0	0.00	0	0	0	0	0
4	NIL	0	0.00	0	0	0	0	0
5	NIL	0	0.00	0	0	0	0	0
6	NIL	0	0.00	0	0	0	0	0
7	NIL	0	0.00	0	0	0	0	0
8	NIL	0	0.00	0	0	0	0	0
9	NIL	0	0.00	0	0	0	0	0
10	NIL	0	0.00	0	0	0	0	0
<b>TOTAL</b>		<b>0</b>	<b>0.00</b>	<b>0</b>	<b>0</b>	<b>0</b>	<b>0</b>	<b>0</b>




(I)(b) Statement showing holding of securities (including shares, warrants, convertible securities) of persons belonging to the category "Promoter and Promoter Group"

Sr. No.	Name of the shareholder	Details of shares held		Encumbered shares (*)			Details of warrants		Details of convertible securities		Total shares (including underlying shares assuming full conversion of warrants and convertible securities) as a % of diluted share capital
		Number of shares held	As a % of grand total (A)+(B)+(C)	No.	As a percentage	As a % of grand total (A)+(B)+(C) of sub-clause (I)(a)	Number of warrants held	As a % total number of warrants of the same class	Number of convertible securities held	As a % total number of convertible securities of the same class	
(i)	(ii)	(iii)	(iv)	(v)	(vi)=(v)/(iii)*100	(vii)	(viii)	(ix)	(x)	(xi)	(xii)
1	Hegde Sadanand Ganapati	1154980	44.14	0	0	0	0	0	0	0	0
2	Natu Ravindra Narhar	120	0.00	0	0	0	0	0	0	0	0
3	Kashyapi Shriniwas P.	2100	0.08	0	0	0	0	0	0	0	0
4	Kashyapi Padma P.	807	0.03	0	0	0	0	0	0	0	0
5	Hegde Meera G.	323	0.01	0	0	0	0	0	0	0	0
6	Hegde Bharati Sadanand	18670	0.71	0	0	0	0	0	0	0	0
7	Dighe Ishwar Pandurang	12500	0.48	0	0	0	0	0	0	0	0
8	Vora Saroj Rajanikant	8700	0.33	0	0	0	0	0	0	0	0
9	Vora Rajanikant laxmichand	8800	0.34	0	0	0	0	0	0	0	0
10	Hegde S.G. (HUF)	142500	5.45	0	0	0	0	0	0	0	0
11	Muley Avinash Sadashiv	1700	0.06	0	0	0	0	0	0	0	0
12	Kale Swati Shirish	2000	0.08	0	0	0	0	0	0	0	0
13	Panjiar Vinita Ramavatar	1700	0.06	0	0	0	0	0	0	0	0
14	Aher Bhaskar Gopal	2000	0.08	0	0	0	0	0	0	0	0
15	Dalvi Namdeo Sahebrao	2400	0.09	0	0	0	0	0	0	0	0
16	Dravid Mangal Ashok	2300	0.09	0	0	0	0	0	0	0	0
17	Dravid Ashok Vishnu	2400	0.09	0	0	0	0	0	0	0	0
18	Bang Prakash Ramchandra	2000	0.08	0	0	0	0	0	0	0	0
19	Sant Sucheta Shrikant	2300	0.09	0	0	0	0	0	0	0	0



20	Sant Shrikant Laxman	2400	0.09	0	0	0	0	0	0	0	0
21	Dalavi Shaila Namdeo	2500	0.10	0	0	0	0	0	0	0	0
22	Dalavi Baban Sahebrao	3300	0.13	0	0	0	0	0	0	0	0
23	Jain Raghunathmal Bharmalji	1700	0.06	0	0	0	0	0	0	0	0
24	Catalchem	3300	0.13	0	0	0	0	0	0	0	0
25	Popular Herbals Products P. Ltd.	66000	2.52	0	0	0	0	0	0	0	0
26	Vaidya Sujata Kiran	1700	0.06	0	0	0	0	0	0	0	0
27	Verma Madhu Suresh	3400	0.13	0	0	0	0	0	0	0	0
28	Singhpal Sunita Singh Dyashnkar	1700	0.06	0	0	0	0	0	0	0	0
29	Devanath G.	6600	0.25	0	0	0	0	0	0	0	0
30	Reddy T. Veera	6600	0.25	0	0	0	0	0	0	0	0
31	Subramanium P.M.	9900	0.38	0	0	0	0	0	0	0	0
32	Gangaraju K.	9900	0.38	0	0	0	0	0	0	0	0
33	Chetna S. Hegde	50400	1.93	0	0	0	0	0	0	0	0
	<b>TOTAL</b>	<b>1537700</b>	<b>58.77</b>	<b>0</b>	<b>0</b>	<b>0</b>	<b>0</b>	<b>0</b>	<b>0</b>	<b>0</b>	<b>0</b>
	Name of the shareholder GERMAN										
1	Friedseh Joachim	65000	2.48	0	0	0	0	0	0	0	0
	<b>TOTAL</b>	<b>1602700</b>	<b>61.25</b>	<b>0</b>	<b>0</b>	<b>0</b>	<b>0</b>	<b>0</b>	<b>0</b>	<b>0</b>	<b>0</b>

(\* The term "encumbrance" has the same meaning as assigned to it in regulation 28(3) of the SAST Regulations, 2011





**(I)(c)(i) Statement showing holding of securities (including shares, warrants, convertible securities) of persons belonging to the category "Public" and holding more than 1% of the total number of shares**

Sr. No.	Name of the shareholder	Number of shares	Shares as a percentage of total number of shares {i.e., Grand Total (A)+(B)+(C) indicated in Statement at para (I)(a) above}	Details of warrants		Details of convertible		Total shares (including underlying shares assuming full conversion of warrants and convertible securities) as a % of diluted share capital
				Number of warrants held	As a % total number of warrants of the same class	Number of convertible securities held	% w.r.t total number of convertible securities of the same class	
1	The Lakshmi Vilas Bank Ltd.	40000	1.53	0	0	0	0	0.00
<b>TOTAL</b>		<b>40000</b>	<b>1.53</b>	<b>0.00</b>	<b>0.00</b>	<b>0.00</b>	<b>0.00</b>	<b>0.00</b>

Note:- Since no warrants or convertible securities were issued by the Company, the % of share capital mentioned in Column D and the % of diluted share capital mentioned in



(II)(a) Statement showing details of Depository Receipts (DRs)

Sr. No.	Type of outstanding DR (ADRs, GDRs, SDRs, etc.)	Number of outstanding DRs	Number of shares underlying outstanding DRs	Shares underlying outstanding DRs as a percentage of total number of shares {i.e., Grand Total (A)+(B)+(C) indicated in Statement at para (I)(a) above}
1		0	0	0.00
2		0	0	0.00
3		0	0	0.00
4		0	0	0.00
5		0	0	0.00
6		0	0	0.00
7		0	0	0.00
8		0	0	0.00
9		0	0	0.00
<b>TOTAL</b>		<b>0</b>	<b>0</b>	<b>0.00</b>



(II)(b) Statement showing Holding of Depository Receipts (DRs), where underlying shares are in excess of 1% of the total number of shares

Sr. No.	Name of the DR Holder	Type of outstanding DR (ADRs, GDRs, SDRs, etc.)	Number of shares underlying outstanding DRs	Shares underlying outstanding DRs as a percentage of total number of shares {i.e., Grand Total (A)+(B)+(C) indicated in Statement at para (I)(a) above}
1	NIL	0	0	0.00
2	NIL	0	0	0.00
3	NIL	0	0	0.00
4	NIL	0	0	0.00
5	NIL	0	0	0.00
6	NIL	0	0	0.00
7	NIL	0	0	0.00
8	NIL	0	0	0.00
9	NIL	0	0	0.00
10	NIL	0	0	0.00
11	NIL	0	0	0.00
<b>TOTAL</b>		<b>0</b>	<b>0</b>	<b>0.00</b>

